



Introductory sub-table (I)(a)

Name of the Company: COMPUCOM SOFTWARE LIMITED			
Scrip Code, Name of the scrip, class of security: 532339 / COMPUCO/ EQUITY			
Quarter ended: 31-December-2011			
Partly paid-up shares:-			
	No. of partly paid-up shares	As a % of total no. of partly paid-up shares	As a % of total no. of shares of the company
Held by promoter/promoter group	NA	NA	NA
Held by public	NA	NA	NA
Total - D	NA	NA	NA
Outstanding convertible securities:-			
	No. of outstanding securities	As a % of total no. of outstanding convertible securities	As a % of total no. of shares of the company, assuming full conversion of the convertible securities
Held by promoter/promoter group	NA	NA	NA
Held by public	NA	NA	NA
Total - E	NA	NA	NA
Warrants:-			
	No. of warrants	As a % of total no. of warrants	As a % of total no. of shares of the company, assuming full conversion of warrants
Held by promoter/promoter group	2500000	100	3.0600
Held by public	NA	NA	0.0000
Total - F	NA	NA	0.0000
Total paid-up capital of the company, assuming full conversion of warrants and convertible securities		81625188	




Statement Showing Shareholding Pattern

Category code	Category of Shareholder	Number of Shareholders	Table (I)(a)		Total shareholding as a percentage of total number of shares		Shares Pledged or otherwise encumbered	
			Total number of shares	Number of shares held in dematerialized form	As a percentage of (A+B) ¹	As a percentage of (A+B+C)	Number of shares	As a percentage
(I)	(II)	(III)	(IV)	(V)	(VI)	(VII)	(VIII)	(IX) = (VIII)/(IV)*100
(A)	Shareholding of Promoter and Promoter							
1	Indian							
(a)	Individuals/ Hindu Undivided Family	3	2981850	2981850	3.7685	3.7685	0	0.00
(b)	Central Government/ State Government(s)	0	0	0	0.00	0.00	0	0.00
(c)	Bodies Corporate	3	47595573	47595573	60.1523	60.1523	0	0.00
(d)	Financial Institutions/ Banks	0	0	0	0.00	0.00	0	0.00
(e)	Any Others(Specify)	0	0	0	0.00	0.00	0	0.00
(e-i)								
(e-ii)								
	Sub Total(A)(1)	6	50577423	50577423	63.9208	63.9208	0	0.00
2	Foreign							
a	Individuals (Non-Residents Individuals/ Foreign Individuals)	0	0	0	0.00	0.00	0	0.00
b	Bodies Corporate	0	0	0	0.00	0.00	0	0.00
c	Institutions	0	0	0	0.00	0.00	0	0.00
d	Any Others(Specify)	0	0	0	0.00	0.00	0	0.00
d-i		0	0	0	0.00	0.00	0	0.00
d-ii						0.00	0	0.00
	Sub Total(A)(2)	0	0	0	0.00	0.00	0	0.00
	Total Shareholding of Promoter and Promoter Group (A)= (A)(1)+(A)(2)	6	50577423	50577423	63.9208	63.9208		
(B)	Public shareholding							
1	Institutions							
(a)	Mutual Funds/ UTI	1	10500	0	0.0133	0.0133		
(b)	Financial Institutions / Banks	0	0	0	0.00	0.00		
(c)	Central Government/ State Government(s)	0	0	0	0.00	0.00		



(d)	Venture Capital Funds	0	0	0	0.00	0.00	
(e)	Insurance Companies	0	0	0	0.00	0.00	
(f)	Foreign Institutional Investors	0	0	0	0.00	0.00	
(g)	Foreign Venture Capital Investors	0	0	0	0.00	0.00	
(h)	Any Other (specify)	0	0	0	0.00	0.00	
(h-i)							
(h-ii)							
	Sub-Total (B)(1)	1	10500	0	0.0133	0.0133	
B 2	Non-institutions						
(a)	Bodies Corporate	340	7877966	7849151	9.9563	9.9563	
(b)	Individuals						
I	Individuals -i. Individual shareholders holding nominal share capital up to Rs 1 lakh	7412	11267955	10479665	14.2407	14.2407	
II	ii. Individual shareholders holding nominal share capital in excess of Rs. 1 lakh.	36	5011260	5011260	6.3333	6.3333	
(c)	Any Other (specify)						
(c-i)	Trust & Foundation	1	3020579	3020579	3.8175	3.8175	
(c-ii)	NRIs	97	262255	176755	0.3314	0.3314	
(c-iii)	Foreign Companies	3	735000	0	0.9289	0.9289	
(c-iv)	Foreign Nationals	7	362250	0	0.4578	0.4578	
	Sub-Total (B)(2)	7896	28537265	26537410	36.0660	36.0660	
(B)	Total Public Shareholding (B)= (B)(1)+(B)(2)	7897	28547765	26537410	36.0792	36.0792	
	TOTAL (A)+(B)	7903	79125188	77114833	100.00	100.00	
(C)	Shares held by Custodians and against which Depository Receipts have been issued						
1	Promoter and Promoter Group	0	0	0	0	0.00	
2	Public	0	0	0	0	0.00	
	Sub-Total (C)	0	0	0	0.00	0.00	
	GRAND TOTAL (A)+(B)+(C)	7903	79125188	77114833	100.00	100.00	




(I)(c)(i) Statement showing holding of securities (including shares, warrants, convertible securities) of persons belonging to the category "Public" and holding more than 1% of the total number of shares

Sr. No.	Name of the shareholder	Number of shares held	Shares as a percentage of total number of shares [i.e., Grand Total (A)+(B)+(C) indicated in Statement at para (I)(a) above]	Details of warrants		Details of convertible securities		Total shares (including underlying shares assuming full conversion of warrants and convertible securities) as a % of diluted share capital
				Number of warrants held	As a % total number of warrants of the same class	Number of convertible securities held	% w.r.t total number of convertible securities of the same class	
1	RUKMANI SALES PRIVATE LIMITED	2364305	2.9880	NIL	NIL	NIL	NIL	2.8965
2	COMPUCOM SOFTWARE LIMITED EMPLOYEE WELFARE TRUST	3020579	3.8175	NIL	NIL	NIL	NIL	3.7005
3	DIPAK KANAYLAL SHAH	814528	1.0294	NIL	NIL	NIL	NIL	0.9979
TOTAL		6199412	7.8349	NIL	NIL	NIL	NIL	7.5950

FOR COMPUCOM SOFTWARE LIMITED


 SULEKHA JANGID
 COMPANY SECRETARY & COMPLIANCE OFFICER




Compucom Software


2021

(I)(c)(ii) Statement showing holding of securities (including shares, warrants, convertible securities) of persons (together with PAC) belonging to the category "Public" and holding more than 5% of the total number of shares of the company

Sr. No.	Name(s) of the shareholder(s) and the Persons Acting in Concert (PAC) with them	Number of shares	Shares as a percentage of total number of shares [i.e., Grand Total (A)+(B)+(C) indicated in Statement at para (I)(a) above]	Details of warrants		Details of convertible securities		Total shares (including underlying shares assuming full conversion of warrants and convertible securities) as a % of diluted share capital
				Number of warrants	As a % total number of warrants of the same class	Number of convertible securities held	% w.r.t total number of convertible securities of the same class	
1	NIL	NIL	NIL	NIL	NIL	NIL	NIL	NIL
TOTAL		NIL	NIL	NIL	NIL	NIL	NIL	NIL

FOR COMPUTCOM SOFTWARE LIMITED



 SULEKHA GANGID
 COMPANY SECRETARY & COMPLIANCE OFFICER



(I)(d) Statement showing details of locked-in shares

Sr. No.	Name of the shareholder	Number of locked-in shares	Locked-in shares as a percentage of total number of shares [i.e., Grand Total (A)+(B)+(C) indicated in Statement at para (I)(a) above]
1	COMPUCOM TECHNOLOGIES PRIVATE LIMITED	750000	0.9479
TOTAL		750000	0.9479

FOR COMPUCOM SOFTWARE LIMITED




COMPANY SECRETARY & COMPLIANCE OFFICER

(II)(a) Statement showing details of Depository Receipts (DRs)

Sr. No.	Type of outstanding DR (ADRs, GDRs, SDRs, etc.)	Number of outstanding DRs	Number of shares underlying outstanding DRs	Shares underlying outstanding DRs as a percentage of total number of shares {i.e., Grand Total (A)+(B)+(C) indicated in Statement at para (I)(a) above}
1	NIL	NIL	NIL	NIL
TOTAL	NIL	NIL	NIL	NIL

FOR COMPUTCOM SOFTWARE LIMITED



SULEKHA GANGID
COMPANY SECRETARY & COMPLIANCE OFFICER

(II)(b) Statement showing holding of Depository Receipts (DRs), where underlying shares held by "promoter/promoter group" are in excess of 1% of the total number of shares

Sr. No.	Name of the DR Holder	Type of outstanding DR (ADRs, GDRs, SDRs, etc.)	Number of shares underlying outstanding DRs	Shares underlying outstanding DRs as a percentage of total number of shares {i.e., Grand Total (A)+(B)+(C) indicated in Statement at para (I)(a) above}
1		NIL	NIL	NIL
TOTAL		NIL	NIL	NIL

FOR COMPUTERS SOFTWARE LIMITED

Sulekha
 SULEKHA MANGID
 COMPANY SECRETARY & COMPLIANCE OFFICER

